

HVAC CONTROL PRODUCTS – NORTH AMERICA

Direct mount actuators accessories guide



Direct-Mount Actuator Accessories

		Non-Spring Return							Spring Return								
		VAV		General Purpose				General Purpose			Safety						
		Pg	4	5	6	7		11	13	15	19	20					
		Qty	M9104(6)-AGx-2Nxx	M9102(4)-xGA-xS	M9106(9)-xGx-2	M9108	M9116	M9124	M9132	M9203	M9208	M9210	M9220	S9208	S9210	S9220	
Code Number	Description	Qty															
VAV Acc.	CBL-2000-1	20 in. wire harness, Actuator/Transmitter to Controller	1	■													
	CBL-2000-2	20 in. Cable, Actuator/Transmitter to Controller, Plenum rated	1	■													
	CBL-2000-3	72 in. Cable, Actuator/Transmitter To Controller, Plenum rated	1	■													
	DPT-2015-0	Differential Pressure Transmitter, 0 to 1-1/2 in. W.C. (0 to 374 Pa.)	1	■													
Shaft Couplers / Position Indicators	M9000-606	Position Indicators, M9203 and M9208 Series	5							■							
	M9000-611	Position Indicators, M9210 (20) Series	5									■	■				
	M9000-154	Jackshaft Coupler Kit, M9108 (16) (24) (32) Series (Ø 1 in.)	1				■	■	■	■							
	M9203-601	Standard Coupler Kit, M9203 Series (Ø 1/4 to 1/2 in.) (□ 1/4 to 5/16 in.)	1							■							
	M9203-602	Retainer for M9203 Coupler	5							■							
	M9208-601	Standard Coupler Kit, M9208 Series (Ø 5/16 to 5/8 in.) (□ 1/4 to 1/2 in.)	1								■						
	M9208-600	Large Coupler Kit, M9208 Series (Ø 1/2 to 3/4 in.) (□ 3/8 to 9/16 in.)	1								■						
	M9220-601	Standard Coupler Kit, M9210 (20) Series (1/2 to 3/4 in.) (□ 3/8 to 1/2 in.)	1									■	■				
	M9220-600	Jackshaft Coupler Kit, M9210 (20) Series (3/4 to 1-1/16 in.) (□ 5/8 to 3/4 in.)	1									■	■				
	S9208-608	8 mm Square Shaft Adapter	5												■		
	S9208-610	10 mm Square Shaft Adapter	5												■		
	M9220-610	10 mm Square Shaft Adapter with Retainer	1									■	■			■	■
	M9220-612	12 mm Square Shaft Adapter with Retainer	1									■	■			■	■
	M9220-614	14 mm Square Shaft Adapter with Retainer	1									■	■			■	■
	M9208-602	Retainer for M9208 Coupler	5								■						
	M9220-602	Retainer for M9210 (20) Coupler	5									■	■				
Mounting Brackets	M9000-152	Reinforcement Plate for Mounting to Thin Sheet Metal	1				■	■	■	■		■	■				
	M9000-158	Tandem Mounting Bracket	1				■	■	■	■		■	■				
	M9000-160	Anti-Rotation Bracket, M9106 (9) and M9108 (16) (24) (32) Series	1		■		■	■	■	■							
	M9000-604	Anti-Rotation Bracket, M(S)9208 and M(S)9210 (20) Series	1							■	■	■	■	■	■	■	
Damper Linkages / Accessories	M9000-153	Crankarm Kit	1				■	■	■	■		■	■				
	M9208-150	Crankarm Kit	1								■						
	M9000-150	Damper Mount Linkage Kit for D1300 Dampers	1				■	■	■	■							
	DMPR-KC254	Damper Mount Linkage Kit for D1300 Dampers	1				■	■	■	■							
	DMPR-KC260	Damper Mount Linkage Kit for D1300 Dampers	1									■	■				
	DMPR-KC054	Damper Blade Arm for D1300 Dampers	1				■	■	■	■	■	■	■				
	DMPR-KC100	Damper Blade Linkage for D1300 Dampers	1				■	■	■	■	■	■	■				
	DMPR-KC102	Damper Push Rod, Ø 5/16 x 48 in. length	1				■	■	■	■	■	■	■				
	M9000-151	Remote Mounting Kit with Crankarm and Damper Linkage	1				■	■	■								
	M9203-100	Remote Mounting Kit with Crankarm	1							■							
	M9203-110	Universal Mounting Kit	1							■							
	M9203-115	Universal Mounting Kit with Crankarm	1							■							
	M9203-150	Crankarm Kit	1							■							
	M9203-250	Remote Mounting Kit with Crankarm and Damper Linkage for D1300 Dampers	1							■							
	M9208-100	Remote Mounting Kit with Crankarm	1								■						
	M9208-250	Remote Mounting Kit with Crankarm and Damper Linkage for D1300 Dampers	1								■						
	M9000-170	Remote Mounting Kit (horizontal) with Crankarm	1									■	■				
	M9000-270	Remote Mounting Kit (horizontal) with Crankarm and Damper Linkage for D1300 Dampers	1									■	■				
	M9000-171	Remote Mounting Kit (vertical) with Crankarm	1									■	■				
	M9000-271	Remote Mounting Kit (vertical) with Crankarm and Damper Linkage for D1300 Dampers	1									■	■				
	DMPR-KC300	Ball Joint for Ø 5/16 in. rod, 1/4-20 x 9/16 in. thread mount	10				■	■	■	■							
	M9000-605	Ball Joint for Ø 1/4 or 5/16 in. rods, 5/16-24 x 33/64 in. thread mount	5							■	■	■	■				
	M9220-605	Ball Joint for M8x1.25 threaded rod, M8x1.25 x 16.5 mm thread mount	5									■	■				
	DMPR-KC003	Blade Pin Extension (Ø 1/2 x 7 in.) for D1300 Dampers	5		■		■	■	■	■	■	■	■				
	M9000-400	Jackshaft Mounting Kit, Ø ½" to 1.05" in.	1				■	■	■	■		■	■	■			
	M9000-402	Replacement Hardware for M9000-400 Jackshaft Mounting Kit	1				■	■	■	■		■	■	■			

Direct-Mount Actuator Accessories

		Non-Spring Return							Spring Return							
		VAV		General Purpose					General Purpose			Safety				
		Pg	4	5	6	7-10			11	13	15	19	20			
		Qty	M9104(6)-AGx-2Nxx	M9102(4)-xGA-xS	M9106(9)-xGX-2	M9108	M9116	M9124	M9132	M9203	M9208	M9210	M9220	S9208	S9210	S9220
Valve Linkages	M9000-155	Manual Handle	1				■	■	■	■						
	M9000-607	Position Indicators, VA9203 and VA9208 Series	5							■	■					
	M9000-516	Ball Valve Linkage for Non-Spring Return, 1/2 to 2 in. VG1000 valves with 9 mm Square Stem	1				■	■								
	M9000-518	Ball Valve Linkage for Non-Spring Return, 2-1/2 to 4 in. VG1000 flanged valves with 11 mm Sq. Stem	1						■							
	M9000-519	Ball Valve Linkage for Spring Return, 2-1/2 to 4 in. VG1000 flanged valves with 11 mm Sq. Stem	1										■			
	M9000-551	Ball Valve Linkage for Non-Spring Return, 1/2 to 1 in. Hot/Chilled H ₂ O applications	1		■											
	M9000-560	Ball Valve Linkage, 1/2 to 2 in. Hot/Chilled H ₂ O applications	1							■	■					
	M9000-561	Thermal Barrier for M9000-551 and M9000-560 Ball Valve Linkages Permits use of M(VA)9xxx actuators on VG1000 valves with low pressure steam	1		■					■	■					
	M9000-520	Ball Valve Linkage, Special and larger valve applications · 1/2 to 1 in. Non-Spring Return w/accessory switch requirement · 1-1/4 to 2 in. Hot/Chilled H ₂ O and Low Pressure Steam applications	1			■										
	M9000-53x	VG2000 Series Iron Globe Valve Linkages	1					■	■				■			
M9000-610	Tandem Actuator Adapter Kit for VG2000 Series Iron Globe Valve Linkages	1					■					■				
Weather Shields	M9000-310	Weather Shield NEMA 3R, Control Dampers and VG2000 Series Iron Globe Valve Linkages, Non- Spring Return	1		■	■	■	■	■							
	M9000-320	Weather Shield NEMA 3R, Control Dampers and VG2000 Series Iron Globe Valve Linkages, Spring Return	1									■	■			
	M9000-330	Weather Shield NEMA 3R, VG1000 Series Ball Valves with M9000-516 or M9000-518 Linkage, Non-Spring Return	1				■	■	■							
	M9000-340	Weather Shield NEMA 3R, VG1000 Series Ball Valves with M9000-519 Linkage, Spring Return	1									■	■			
	M9000-321	Weather Shield NEMA 4X (IP66), Control Dampers	1							■	■					
M9000-341	Weather Shield NEMA 4X (IP66), 1/2 to 2 in. VG1000 Series Ball Valves (requires M9000-551 or M9000-560 Ball Valve Linkage)	1		■					■	■						
Adj. Stops	M9203-603	Adjustable Stop Kit	1							■						
	M9208-603	Adjustable Stop Kit	1								■					
	M9220-603	Adjustable Stop Kit	1									■	■			
Wiring Accessories	M9000-105	Pluggable 3-Terminal Block	1			■	■	■	■	■						
	M9000-106	Pluggable 4-Terminal Block	1			■										
	M9104-100	Conduit Adapter for 3/8 in. Flexible Metal Conduit	10		■											
M9200-100	Threaded Conduit Adapters for 1/2 in. electrician's fittings	5									■	■	■			
Tools	M9208-604	Manual Crank, Long, crank radius 2-13/16 in. (75mm)	5								■			■		
	M9208-605	Manual Crank, Short, crank radius 1-13/16 in. (46.5mm)	5								■			■		
	M9220-604	Manual Crank	5									■	■		■	■

Miscellaneous Accessories		Pg 21 - 22															
Miscellaneous Accessories	M9000-103	Transformer, 14 VA Class 2, 120 to 24 VAC 60Hz	1				■	■	■	■							
	M9000-104	Transformer, 14 VA Class 2, 230 to 24 VAC 60Hz	1				■	■	■	■							
	Y65G13-0	Transformer, 40 VA Class 2, 24 to 24 VAC 60Hz Isolation, foot mounting	1	■	■	■	■	■	■	■	■	■	■	■			
	Y65A13-0	Transformer, 40 VA Class 2, 120 to 24 VAC 60Hz, foot mounting	1	■	■	■	■	■	■	■	■	■	■	■			
	Y65A21-0	Transformer, 40 VA Class 2, 120 to 24 VAC 60Hz, box mounting	1	■	■	■	■	■	■	■	■	■	■	■			
	Y65S13-0	Transformer, 40 VA Class 2, 208/240 to 24 VAC 60Hz, foot mounting	1	■	■	■	■	■	■	■	■	■	■	■			
	Y63T22-0	Transformer, 50 VA Class 2, 120/208/240 to 24 VAC 60Hz, box mounting	1	■	■	■	■	■	■	■	■	■	■	■			
	Y63T31-0	Transformer, 50 VA Class 2, 120/208/240 to 24 VAC 60Hz, foot/box mount	1	■	■	■	■	■	■	■	■	■	■	■			
	Y66T12-0	Transformer, 75 VA Class 2, 120/208/240 to 24 VAC 60Hz, foot mounting	1	■	■	■	■	■	■	■	■	■	■	■			
	Y66T13-0	Transformer, 75 VA Class 2, 120/208/240 to 24 VAC 60Hz, foot mounting	1	■	■	■	■	■	■	■	■	■	■	■			
	Y64T15-0	Transformer, 92 VA Class 2, 120/208/240 to 24 VAC 60Hz, foot mounting	1	■	■	■	■	■	■	■	■	■	■	■			
	Y64T21-0	Transformer, 92 VA Class 2, 120/208/240 to 24 VAC 60Hz, box mounting	1	■	■	■	■	■	■	■	■	■	■	■			
	Y64T22-0	Transformer, 92 VA Class 2, 120/208/240 to 24 VAC 60Hz, box mounting	1	■	■	■	■	■	■	■	■	■	■	■			
	M9000-200	Commissioning Tool, for all 24V M(S)9xxx Series Actuators	1	■	■	■	■	■	■	■	■	■	■	■	■	■	■
	ST1.72E	Duct Temperature Sensor, 72°C	1												■	■	■

M9104-AGx-2Nxx and M9106-AGx-2Nxx Series Actuators Accessories

M9106-AGA-2N



M9106-AGS-2N



Code Number	Description	Qty
Variable Air Volume (VAV) System Accessories		
CBL-2000-1	20 in. (0.5 m) plenum-rated wiring harness	1
CBL-2000-2	20 in. (0.5 m) plenum-rated wiring harness	1
CBL-2000-3	72 in. (1.8 m) plenum-rated wiring harness	1
DPT-2015-0	0 to 1.5 in W.C. (0 to 375 Pa) differential pressure transmitter	1

∅ means round shaft size (diameter); □ means square shaft size (each side).

	Code Number	Description	Qty
Valve Linkages			
	M9000-551	VG1000 Ball Valve linkage (for use with M9104 Series Actuators only)	1
	M9000-561	Thermal Barrier for M9000-560 and M9000-551 Ball Valve Linkages. Permits use of M(VA) 9xxx actuators on VG1000 valves with low pressure steam	1
Weathershields			
	M9000-341	Weather Shield NEMA 4x (IP66), 1/2 to 2 in. VG1000 Series Bail Valves	1
Wiring Accessories			
	M9104-100	3/8 in. (10mm) Flexible Metal Conduit Adapter Kit (for use with M9102-xxx-2S or M9104-xxx-2S Actuators with integrated wiring harness only)	1

∅ means round shaft size (diameter); □ means square shaft size (each side).

M9102/9104-xGA-2S



M9102/9104-xGA-3S



M9106-xGx-2 and M9109-xGx-2 Series Actuators Accessories

M9106-GGA-2



	Code Number	Description	Qty
Mounting Brackets			
	M9000-160	Anti-Rotation Bracket for M9106(9) and M9108(16)(24)(32) Series Actuators	1
Damper Linkages / Accessories			
	DMPR-KC003	Blade Pin Extension (Ø 1/2 x 7 in.) (for use with D1300 Dampers only)	5
Valve Linkages			
	M9000-520	VG1000 Ball Valve Linkage (for special and larger valve applications)	1
Weather Shields			
	M9000-310	NEMA 3R Weather Shield for Control Dampers	1
Wiring Accessories			
	M9000-105	Pluggable 3-Terminal Block	1
	M9000-106	Pluggable 4-Terminal Block	1

Ø means round shaft size (diameter); □ means square shaft size (each side).

	Code Number	Description	Qty
Shaft Couplers / Position Indicators			
	M9000-154	Jackshaft coupler kit for M9108 (16) (24) (32) Series Actuators, (Ø 1 in.)	1
Mounting Brackets			
	M9000-152	Reinforcing plate for mounting to thin sheet metal	1
	M9000-158	Tandem mounting bracket	1
	M9000-160	Anti-rotation bracket	1




Ø means round shaft size (diameter); □ means square shaft size (each side).

M9108-AGA-2



M9108-AGA-2



	Code Number	Description	Qty
Damper Linkages / Accessories			
	DMPR-KC003	Blade Pin Extension (Ø 1/2 x 7 in.) (for use with D1300 Dampers only)	5
	DMPR-KC054	Damper blade arm (for use with D1300 Dampers only)	1
	DMPR-KC100	Damper blade linkage (for use with D1300 Dampers only)	1
	DMPR-KC102	Damper push rod, Ø 5/16 x 48 in.	1
	DMPR-KC254	Damper mount linkage kit (for use with D1300 Dampers only)	1
	DMPR-KC300	Ball joint for Ø 5/16 in. rod, 1/4-20 x 9/16 in. thread mount	10
	M9000-150	Damper mounting kit for remote, inside-duct mounting an M9108 (16) (24) Series actuator to a three-blade or larger damper	1
	M9000-151	Remote mounting kit, with crank arm and damper linkage for M9108(16)(24) Series Actuators Use the M9000-151 Linkage only on three-blade or larger dampers (not for use with M9132 Series Actuators or tandem applications).	1
	M9000-153	Crank arm kit (not for use with M9132 Series Actuators or tandem applications)	1
	M9000-400	Jackshaft Mounting Kit, Ø 1/2" to 1.05" in.	1
	M9000-402	Replacement Hardware for M9000-400 Jackshaft Mounting Kit	1

Ø means round shaft size (diameter); □ means square shaft size (each side).

	Code Number	Description	Qty
Valve Linkages			
	M9000-155	Manual handle	1
	M9000-516	Ball Valve Linkage for Non-Spring Return, 1/2 to 2 in. VG1000 valves with 9 mm Square Stem	1
	M9000-518	Ball Valve Linkage for Non-Spring Return, 2-1/2 to 4 in. VG1000 flanged valves with 11 mm Square Stem	1
	M9000-530	VG2000 Linkage Kit for single M9116 (24) Series electric actuator and Johnson Controls® 2-1/2 in. cast iron globe valves with 3/8 in. stems	1
	M9000-531	VG2000 Linkage Kit for a single M9116 (24) Series Electric Actuator and Johnson Controls 3 to 4 in. cast iron globe valves with 3/8 in. stems	1
	M9000-533	VG2000 Linkage Kit for a single M9124 Series Electric Actuator and Johnson Controls 5 in. cast iron globe valves with 1/2 in. stems	1
	M9000-535	VG2000 Linkage Kit for a single M9124 Series Electric Actuator and Johnson Controls 6 in. cast iron globe valves with 1/2 in. stems	1
	M9000-532	VG2000 Linkage Kit for tandem M9124 Series Electric Actuators and Johnson Controls 3 to 4 in. cast iron globe valves with 3/8 in. stems	1
	M9000-534	VG2000 Linkage Kit for tandem M9124 Series Electric Actuators and Johnson Controls 5 in. cast iron globe valves with 1/2 in. stems	1
	M9000-536	VG2000 Linkage Kit for tandem M9124 Series Electric Actuators and Johnson Controls 6 in. cast iron globe valves with 1/2 in. stems	1
	M9000-537	VG2000 Linkage Kit for tandem M9124 Series Electric Actuators and Johnson Controls 3 to 4 in. cast iron globe valves with 1/2 in. stems	1
	M9000-610	Tandem Actuator Adapter Kit for VG2000 Series Iron Globe Valve Linkages (not for use with the M9000-530 linkage)	1

∅ means round shaft size (diameter); □ means square shaft size (each side).

M9108-AGA-2



M9108-AGA-2



	Code Number	Description	Qty
Weather Shields			
	M9000-310	NEMA 3R weather shield for control dampers or M9000-53x Linkage Kits on VG2000 Series cast iron flanged globe valves	1
	M9000-330	NEMA 3R weather shield for VG1000 Series Non-Spring Return Ball Valves with M9000-516 or M9000-518 Linkage	1
Wiring accessories			
	M9000-105	Pluggable 3-terminal block	1
Miscellaneous (Unique to M9108 [16] [24] [32] Series Actuators)			
	M9000-103	Transformer, Class 2, 120/24 VAC	1
	M9000-104	Transformer, Class 2, 230/24 VAC	1

Ø means round shaft size (diameter); □ means square shaft size (each side).

	Code Number	Description	Qty
Shaft Couplers / Position Indicators			
	M9000-606	Position Indicators, M9203 and M908 Series	5
	M9203-601	Standard Coupler Kit, M9203 Series (Ø 1/4 to 1/2 in.) (□ 1/4 to 5/16 in.)	1
	M9203-602	Retainer for M9203 Coupler	5
Mounting Brackets			
	M9000-604	Anti-rotation bracket	1
Weathershields			
	M9000-321	Weather Shield NEMA 4x (IP66), Control Dampers	1
	M9000-341	Weather Shield NEMA 4x (IP66), 1/2 to 2 in. VG1000 Series Bail Valves	1

Ø means round shaft size (diameter); □ means square shaft size (each side).

M9203-GGB-2




M9203-GGB-2



	Code Number	Description	Qty
Damper Linkages / Accessories			
	DMPR-KC003	Blade Pin Extension (Ø 1/2 x 7 in.) (for use with D1300 Dampers only)	1
	DMPR-KC054	Damper blade arm (for use with D1300 Dampers only)	1
	DMPR-KC100	Damper blade linkage (for use with D1300 Dampers only)	1
	DMPR-KC102	Damper push rod, Ø 5/16 x 48 in.	1
	M9203-100	Remote Mounting Kit with Crankarm	1
	M9203-110	Universal Mounting Kit	1
	M9203-115	Universal Mounting Kit with Crankarm	1
	M9203-150	Crankarm Kit	1
	M9203-250	Remote Mounting Kit with Crankarm and Damper Linkage for D1300 Dampers	1
	M9000-605	Ball joint for Ø 1/4 and Ø 5/16 in. rods, 5/16-24 x 33/64 in. thread mount	5
Adjustable Stops			
	M9203-603	Adjustable Stop Kit	1
Valve Linkages			
	M9000-607	Position Indicators, VA9203 and VA9208 Series	1
	M9000-560	Ball Valve Linkage for Spring Return, 1/2 to 2 in. Hot/Chilled H2O applications	1
	M9000-561	Thermal Barrier for M9000-560 and M9000-551 Ball Valve Linkages. Permits use of M(VA) 9xxx actuators on VG1000 valves with low pressure steam	1

Ø means round shaft size (diameter); □ means square shaft size (each side).

	Code Number	Description	Qty
Shaft Couplers / Position Indicators			
	M9208-600	Large coupler kit for use with M9208 Series Actuators (\varnothing 1/2 to 3/4 in. and \square 3/8 to 9/16 in.)	1
	M9208-601	Standard coupler kit for use with M9208 Series Actuators (\varnothing 5/16 to 5/8 in. and \square 1/4 to 1/2 in.)	1
	M9208-602	Retainer for M9208 Coupler	5
Mounting Brackets			
	M9000-604	Anti-rotation bracket	1
Tools			
	M9208-604	Long manual crank, 2-13/16 in. (72 mm) crank radius	5
	M9208-605	Short manual crank, 1-13/16 in. (47 mm) crank radius	5
Weathershields			
	M9000-321	Weather Shield NEMA 4x (IP66), Control Dampers	1
	M9000-341	Weather Shield NEMA 4x (IP66), 1/2 to 2 in. VG1000 Series Bail Valves	1

M9208-BAC-3















\varnothing means round shaft size (diameter); \square means square shaft size (each side).

M9208 Series Actuators Accessories (continued)

M9208-BAC-3



	Code Number	Description	Qty
Damper Linkages / Accessories			
	DMPR-KC003	Blade Pin Extension (Ø 1/2 x 7 in.) (for use with D1300 Dampers only)	5
	DMPR-KC054	Damper blade arm (for use with D1300 Dampers only)	1
	DMPR-KC100	Damper blade linkage (for use with D1300 Dampers only)	1
	DMPR-KC102	Damper push rod, Ø 5/16 x 48 in.	1
	M9000-400	Jackshaft Mounting Kit, Ø 1/2" to 1.05" in.	1
	M9000-402	Replacement Hardware for M9000-400 Jackshaft Mounting Kit	1
	M9000-605	Ball joint for Ø 1/4 and Ø 5/16 in. rods, 5/16-24 x 33/64 in. thread mount	5
	M9208-100	Remote mounting kit with crank arm	1
	M9208-150	Crank arm kit	1
	M9208-250	Remote mounting kit with crank arm and damper linkage (for use with D1300 Dampers only)	1
Adjustable Stops			
	M9208-603	Adjustable stop kit	1
Wiring Accessories			
	M9200-100	Threaded Conduit Adapters for 1/2 in. electrician's fittings	5

Ø means round shaft size (diameter); □ means square shaft size (each side).

	Code Number	Description	Qty
Shaft Couplers / Position Indicators			
	M9000-611	Position indicators for use with M9210(20) Series Actuators	5
	M9220-600	Jackshaft coupler kit for use with M9210(20) Series Actuators Ø 3/4 in. to 1-1/16 in. (19 to 27 mm) round shafts; or 5/8 and 3/4 in. (16, 18 and 19 mm) square shafts	1
	M9220-601	Standard coupler kit for use with M9210(20) Series Actuators Ø 1/2 to 3/4 in. (12 to 19 mm) round shafts; or 3/8 and 1/2 in. (10, 12 and 14 mm) square shafts	1
	M9220-602	Retainer for M9210(20) Coupler	5
	M9220-610	10 mm square shaft adapter with retainer	1
	M9220-612	12 mm square shaft adapter with retainer	1
	M9220-614	14 mm square shaft adapter with retainer	1
Mounting Brackets			
	M9000-152	Reinforcing plate for mounting to thin sheet metal	1
	M9000-158	Tandem mounting bracket	1
	M9000-604	Anti-rotation bracket	1

M9210-BAC-3



Ø means round shaft size (diameter); □ means square shaft size (each side).

M9210-BAC-3



	Code Number	Description	Qty
Damper Linkages / Accessories			
	DMPR-KC003	Blade pin extension (Ø 1/2 x 7 in.) (for use with D1300 Dampers only)	5
	DMPR-KC054	Damper blade arm (for use with D1300 Dampers only)	1
	DMPR-KC100	Damper blade linkage (for use with D1300 Dampers only)	1
	DMPR-KC102	Damper push rod, Ø 5/16 x 48 in.	1
	DMPR-KC260	Damper mount linkage kit (for use with D1300 Dampers only)	1
	M9000-153	Crank arm kit (not for use with M9132 Series Actuators or tandem applications)	1
	M9000-170	Remote mounting kit (horizontal) with crank arm and ball joint	1
	M9000-171	Remote mounting kit (vertical) with crank arm and ball joint	1

Ø means round shaft size (diameter); □ means square shaft size (each side).

	Code Number	Description	Qty
Damper Linkages / Accessories			
	M9000-270	Remote mounting kit (horizontal) with crank arm and damper linkage (for use with D1300 Dampers only)	1
	M9000-271	Remote mounting kit (vertical) with crank arm and damper linkage (for use with D1300 Dampers only)	1
	M9000-400	Jackshaft Mounting Kit, \varnothing 1/2" to 1.05" in.	1
	M9000-402	Replacement Hardware for M9000-400 Jackshaft Mounting Kit	1
	M9000-605	Ball joint for \varnothing 1/4 and \varnothing 5/16 in. rods, 5/16-24 x 33/64 in. thread mount	1
	M9220-605	Ball joint for M8x1.25 threaded rod, M8x1.25 x 16.5 mm thread mount	5
Valve Linkages			
	M9000-519	Ball Valve Linkage for Spring Return, 2-1/2 to 4 in. VG1000 flanged Valves with 11mm square stem	1
	M9000-530	VG2000 Linkage kit for M9220 Series Electric Actuator and Johnson Controls 2-1/2 in. cast iron globe valves with 3/8 in. stems	1
	M9000-531	VG2000 Linkage kit for a single M9220 Series Electric Actuator and Johnson Controls 3 in. and 4 in. cast iron globe valves with 3/8 in. stems	1
	M9000-533	VG2000 Linkage kit for a single M9220 Series Electric Actuator and Johnson Controls 5 in. cast iron globe valves with 1/2 in. stems	1
	M9000-535	VG2000 Linkage kit for a single M9220 Series Electric Actuator and Johnson Controls 6 in. cast iron globe valves with 1/2 in. stems	1

\varnothing means round shaft size (diameter); \square means square shaft size (each side).

M9210-BAC-3



M9210-BAC-3



	Code Number	Description	Qty
Valve Linkages			
	M9000-532	VG2000 linkage kit for tandem M9220 Series Electric Actuators and Johnson Controls 3 in. and 4 in. cast iron globe valves with 3/8 in. stems	1
	M9000-534	VG2000 linkage kit for tandem M9220 Series Electric Actuators and Johnson Controls 5 in. cast iron globe valves with 1/2 in. stems	1
	M9000-536	VG2000 linkage kit for tandem M9220 Series Electric Actuators and Johnson Controls 6 in. cast iron globe valves with 1/2 in. stems	1
	M9000-537	VG2000 linkage kit for tandem M9220 Series Electric Actuators and Johnson Controls 3 in. and 4 in. cast iron globe valves with 1/2 in. stems	1
	M9000-610	Tandem actuator adapter kit for VG2000 Series Iron Globe Valve Linkages (not for use with the M9000-530 linkage)	1
Weather Shields			
	M9000-320	NEMA 3R weather shield for control dampers or M9000-53x Series Linkage Kits on VG2000 Series cast iron flanged globe valves	1
	M9000-340	NEMA 3R weather shield for VG1000 Series Ball Valves with M9000-517 or M9000-519 Linkage, Spring Return	1
Adjustable Stops			
	M9220-603	Adjustable stop kit	1
Wiring Accessories			
	M9200-100	Threaded Conduit Adapters for 1/2 in. electrician's fittings	5
Tools			
	M9220-604	Manual crank	5

∅ means round shaft size (diameter); □ means square shaft size (each side).

	Code Number	Description	Qty
Shaft Couplers / Position Indicators			
	S9208-608	8 mm square shaft adapter	5
	S9208-610	10 mm square shaft adapter	5
Mounting Brackets			
	M9000-604	Anti-rotation bracket	1
Tools			
	M9208-604	Long manual crank, 2-13/16 in. (72 mm) crank radius	5
	M9208-605	Short manual crank, 1-13/16 in. (47 mm) crank radius	5
Miscellaneous			
	ST1.72E	Duct temperature sensor, 72°C	1

S9208-BDC-33C






∅ means round shaft size (diameter); □ means square shaft size (each side).

S9220-BDC-31A









	Code Number	Description	Qty
Shaft Couplers / Position Indicators			
	M9220-610	10 mm square shaft adapter with retainer	1
	M9220-612	12 mm square shaft adapter with retainer	1
	M9220-614	14 mm square shaft adapter with retainer	1
Mounting Brackets			
	M9000-604	Anti-rotation bracket	1
Tools			
	M9220-604	Manual crank	5
Miscellaneous			
	ST1.72E	Duct temperature sensor, 72°C	1

∅ means round shaft size (diameter); □ means square shaft size (each side).

	Code Number	Description	Qty
Transformers			
	Y63T22-0	Transformer, 50 VA Class 2, 120/208/240 to 24 VAC 60 Hz, box mounting	1
	Y63T31-0	Transformer, 50 VA Class 2, 120/208/240 to 24 VAC 60 Hz, foot/box mount	1
	Y64T15-0	Transformer, 92 VA Class 2, 120/208/240 to 24 VAC 60 Hz, foot mounting	1
	Y64T21-0	Transformer, 92 VA Class 2, 120/208/240 to 24 VAC 60 Hz, box mounting	1
	Y64T22-0	Transformer, 92 VA Class 2, 120/208/240 to 24 VAC 60 Hz, box mounting	1
	Y65A13-0	Transformer, 40 VA Class 2, 120 to 24 VAC 60 Hz, foot mounting	1

∅ means round shaft size (diameter); □ means square shaft size (each side).

	Code Number	Description	Qty
Transformers			
	Y65A21-0	Transformer, 40 VA Class 2, 120 to 24 VAC 60 Hz, box mounting	1
	Y65G13-0	Transformer, 40 VA Class 2, 24 to 24 VAC 60 Hz Isolation, foot mounting	1
	Y65S13-0	Transformer, 40 VA Class 2, 208/240 to 24 VAC 60 Hz, foot mounting	1
	Y66T12-0	Transformer, 75 VA Class 2, 120/208/240 to 24 VAC 60 Hz, foot mounting	1
	Y66T13-0	Transformer, 75 VA Class 2, 120/208/240 to 24 VAC 60 Hz, foot mounting	1
Commissioning Tool			
	M9000-200	Commissioning tool for all 24V M(S)9xxx and M2202 Series Actuators	1

∅ means round shaft size (diameter); □ means square shaft size (each side).



Creating a more comfortable, safe and sustainable world.

